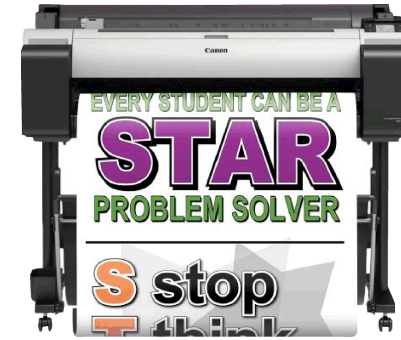


CLICK A TOOL & LEARN MORE



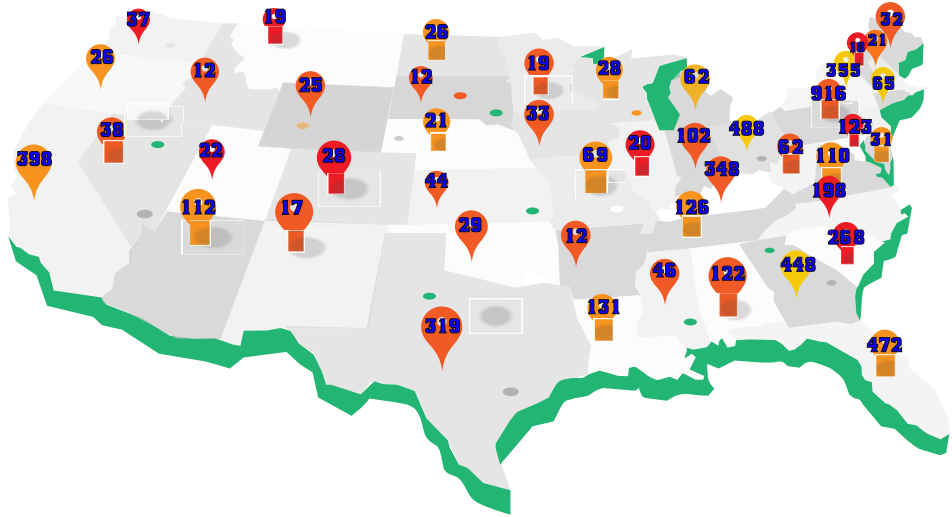
To see more tools such as  
laminators and supply information  
visit [www.agceducation.com](http://www.agceducation.com)



*One Company, Endless Possibilities!*



## About AGC Education



**OVER 4000  
SATISFIED CUSTOMER  
IN ALL 50 STATES**

- AGC Education has been a leading technology solutions provider for over 3 decades, providing schools with customizable options designed for every customer.

# Mission!

AGC Educations mission is simple....Improve the school environment, make teachers lives easier, and to create customers for life.

[RETURN TO HOME SLIDE](#)



# Educator

## PLUS

Full Color Poster Printer  
& Much More.




[CLICK FOR INTERACTIVE DEMO](#)

The Educator Plus package is the complete solution for all of your poster & banner printing needs. In addition, as part of the Educator Plus content, you will be provided specialty media profiles, amazing implementation training, and the expertise of a company that has over 30 years experience in large format printing. You will learn how to maximize the printer's capabilities opening amazing applications not available from other companies

[CLICK HERE FOR INTRO. VIDEO](#)

- Includes the latest Canon Technology (TM Series)
- 3 printer widths to choose from (24", 36" & 44")
- Includes full design software, unlimited installs
- [Includes 12 Libraries of over 1200 education templates](#)
- Includes 500+ education specific Health & Safety Templates
- Ability to design in 10 languages
- Basic phone & web training included
- Optional on-site basic training and setup available
- [Implementation Training Success Program enrollment](#)
- [30 Custom and pre-installed Specialty Media Profiles](#)
- [Optional computer workstation and scanner](#)
- Optional STEMvelope – Printable STEM kits

[RETURN TO HOME SLIDE](#)



## IMPLEMENTATION SUCCESS PROGRAM

The Implementation Success Program is much more than basic user training. Everyone will provide you the basic out of the box training. Printing a poster or banner on the Educator Plus is a very easy process. If you can print a document to your desktop printer, you can print a poster or banner on the Educator Plus.

The Implementation Success Program is our commitment to help you integrate the Educator Plus poster printer in your school.

This support could include helping with designing a banner for an event, Creating a backdrop for the stage, creating floor graphics for directional signage, creating a logo. This support is there to help you be creative and maximize this investment. We have over 30 Years experience in this technology.

We also have over 30 years experience in implementing this support via on-line and via our training portal. Our training portal was originally designed for the US Navy. We developed the program to train Navy sailors on how to create large format decal emblems for their submarines and ships using a large format printer and cut-out system. This was part of a multi-million-dollar program to avoid using paint to create these emblems and save the environment. The General Manager Larry Girty was the developer of this training program and worked with the US Government in getting it approved under the GSA guidelines. This program has been successful for over 20 years in training sailors across the country.

[RETURN TO HOME SLIDE](#)



# PASS Educational Template Libraries

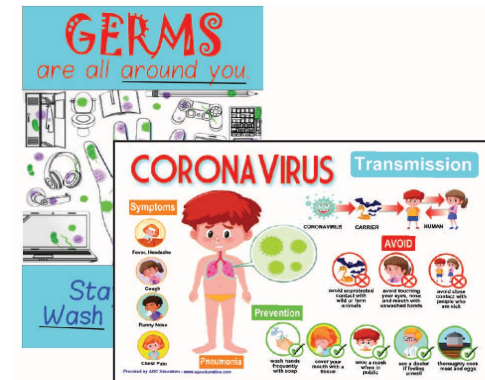
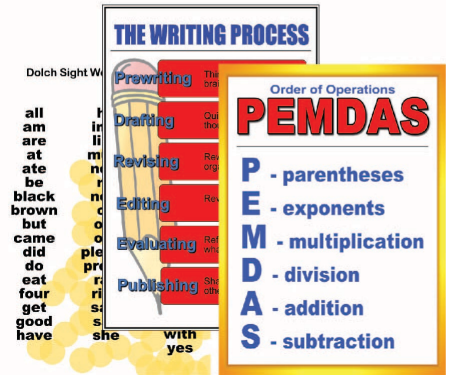
The PASS Education Specific Templates are designed to help educators start to create their own custom branded template libraries.

1500+ editable templates that are organized in 12 libraries.

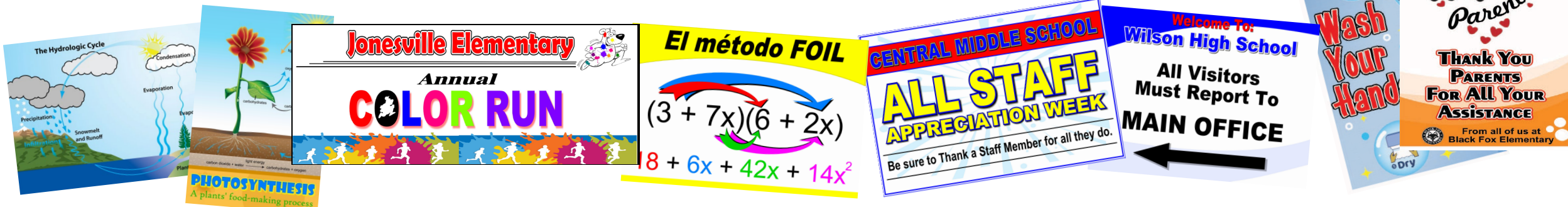
Templates are provided via digital library login and can be downloaded to as many computers as you wish.

## Libraries Include:

- **Classroom Visuals 1** – English, Math, Science, Reading, History, Culture, & many more
- **Classroom Visuals 2** – Health, STEM, STEAM, Test Taking, History, Algebra, Geometry, Earth Science, & many more
- **Administrative Communications** – Anti Bullying, Expectations, Rules and Consequences, Directional, Meetings, & many more
- **Activities and Events** – School events, School Activities, Directional, Conferences & many more
- **Fundraising** – All sorts of fundraising templates, including different fundraising print for pay items
- **Recognition** – Templates that recognize students, staff, parents and many more
- **Cutouts and Manipulative** – Classroom Flash cards, Bulletin Board cutouts, Classroom handouts, Paper models & many others
- **Specialty Applications** – Floor Graphics, Window Clings, wall Graphics, Magnetics, T-Shirt Transfers, Sensory Hallway designs
- **Banners** – All sorts of banner templates – Welcome Back banners, Have a great Summer, Event Banners & much more
- **Health Safety Instruction** – Wash Hands, COVID precautions, Floor Standing Decals, & much more
- **ADA Compliant Safety Signage** – Directional and wayfinding informational signage
- **Spanish Template Library** – Classroom Visuals 1 and 2 in Spanish



RETURN TO HOME SLIDE



# Education Specific Health & Safety Template Library

The Education Health & Safety Templates are designed to help educators customize and print the visuals schools are required to display and post.

500+ editable templates and over 1300 health and safety clipart images.

Templates are provided via digital library login and can be downloaded on to multiple computers.

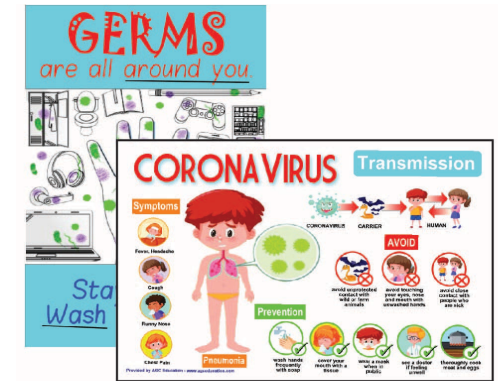
## Templates Include:

- COVID-19 AWARENESS POSTERS
- SOCIAL DISTANCING INSTRUCTION POSTER
- SOCIAL DISTANCING FLOOR DECALS
- SOCIAL DISTANCING SEATING MARKERS
- HEALTHY PRACTICE TIP REMINDERS FOR COVID-19
- DEALING WITH COVID-19 ANXIETIES VISUALS
- PRINT YOUR OWN MASK TEMPLATES
- BACK TO SCHOOL STRATEGIES VISUAL AIDS
- REMOTE & HYBRID LEARNING VISUAL AIDS
- ADA COMPLIANT SAFETY SIGNAGE FOR SCHOOLS
- PRINTABLE PREVENTION GUIDES

AND MUCH MORE



[RETURN TO HOME SLIDE](#)



# Connect & Create Computer Workstation

The Connect and Create Workstation is an optional computer workstation that comes pre-loaded with all the software, templates, drivers, and profiles. The system is ready to plug the printer in and start printing.

- Software can be installed onto your own computer if you choose NOT to purchase the C&C Workstation.
- If you choose to purchase the workstation, you can still install software on your own computers later, if you find you would like to have the design software on multiple computers to allow teachers to design during their free time and not be required to sit at the C&C workstation.

## Workstation Includes:

- All In One Desktop Computer
- 20" Monitor
- Mouse and Keyboard
- CDRW Drive
- High Resolution Canon Scanner with Scan to Print Feature
- All software and driver pre-installed and computer cleared of all non-required programs

**Option - ADD \$595**



**[RETURN TO HOME SLIDE](#)**



# Specialty Materials and Profiles

30 years of experience with large format printing has provided AGC Education the expertise in developing custom media profiles that allow our school partners to unlock the versatility of the Canon printers capabilities.

These media profiles are installed during training and will provide you guaranteed ease of operation, quality and the lowest print cost possible on your standard, every day poster and banner materials. In addition, you will have the ability to print full color graphics on dozens of “specialty materials”. Without specially designed media profiles, this is not possible.

## Specialty Materials Include:

- Window Cling
- Removable Floor Decal Material
- Removeable Wall Decal Material
- Banner Screens
- Static Cling
- Magnetic
- Concreted/Asphalt/Brick Decal Material
- View Through Window Perf
- T-Shirt Transfer
- Poly Silk
- Cotton/Fabric
- Back Light Film
- Clear Film/Poly Carb Lens
- & many more...

## These are in addition to the standard materials we offer:

- Standard Poster Paper
- Card Stock
- Glossy Photo Paper
- Satin Photo Paper
- Premium Coated Paper
- Polly Banner
- Scrim Banner
- Canvas
- Adhesive Backed Vinyl
- & many more



[RETURN TO HOME SLIDE](#)



# CUT-OUT STUDIO SYSTEM

The Cut-Out Studio is a 24" wide friction fed cutout system. The friction fed system allows you to load 2" scrap material, up to 24" wide rolls. The Cut-Out Studio provides you the ability to cut a wide variety of materials, such as Intermediate and High Performance Vinyl, Reflective DOT vinyl's, Sand blast and paint mask, magnetic, T-Shirt Flock and much more.

The Cutout Studio cutter is integrated with an optical eye, programed with quad point registration. This feature and our additional software allows you to print full color graphics on adhesive backed, paper or any other material, then load that print into the Cut-Out Studio to then release the cut.



[Click Here To See  
The Cut-Out Studio  
In Action](#)



[RETURN TO HOME SLIDE](#)

# SUBLIMATION STATION

The Sublimation Station is a full color printer that allows you to print full color graphics and then heat transfer the print to any sublimation ready product. This includes clothing, cell phone cases, award plaques, clocks, puzzles, mouse pads, mugs, hats, glassware, name tags and a wide variety of other products.

System features a bulk ink system to provide the lowest print cost. Refill inks are purchased in 100ml and 1 Liter bottles.



“Print On Anything”



- Bulk Ink System
- Photo Quality Prints
- 90% Ink Transfer to item
- No Smell / Safe
- Transfers to most sublimation items



[RETURN TO HOME SLIDE](#)


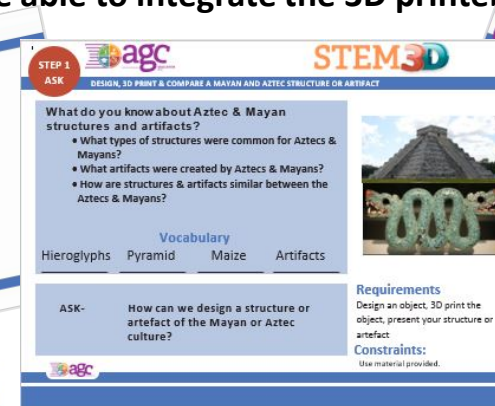


# Imagin3D

THE FUTURE OF LEARNING

The Imagin3D Printer is much more than a 3D printer. The Imagin3D Printer is the complete 3D printer solution that includes a combination of software, lesson plans, teacher lesson starters, editable 3D models paired with lessons.


The Imagin3D printer package can be implemented into any classroom no matter the subject.

The STEM3D software package provides all teachers the resources and training to be able to integrate the 3D printer into any subject.



[RETURN TO HOME SLIDE](#)





## Print On-Demand STEM Activity Kits

Accelerate or compliment STEM programs in your school with a complete turnkey program that engages both students and teachers!

Each STEMvelope™ Offers:

Teacher's Guide - Classroom Discussion Guides - Student Activity Pages

3 Units: 24 Activities With Lesson Plans



### STEMvelope Engineering Design Process

The 5-step teaching model that balances class participation and individualized hands-on learning:



Ask

Define the problem



Imagine

Brainstorm solutions



Plan

Develop a solution




Test

Test your solution



Share

Present your results



[CLICK HERE FOR STEMvelope Intro. Video](#)

# HEAT PRESS OPTIONS

**AGC Education offers a wide variety of heat press options.  
Our Heat Press systems are built for production.**

## The 8-IN-1 Multi Heat Press



**Includes 8 different heat press platens: T-Shirt Press, Cap Press, 3 Mug sizes, 3 plates/plaques**

## 3D Heat Press



**Allows you to heat press 3 dimensional items such as cell phone cases, or any irregular shaped item.**

## Clam Heat Press



**A standard T-Shirt Heat Press. Allows you to press flat materials such as shirts, mouse pads etc.**